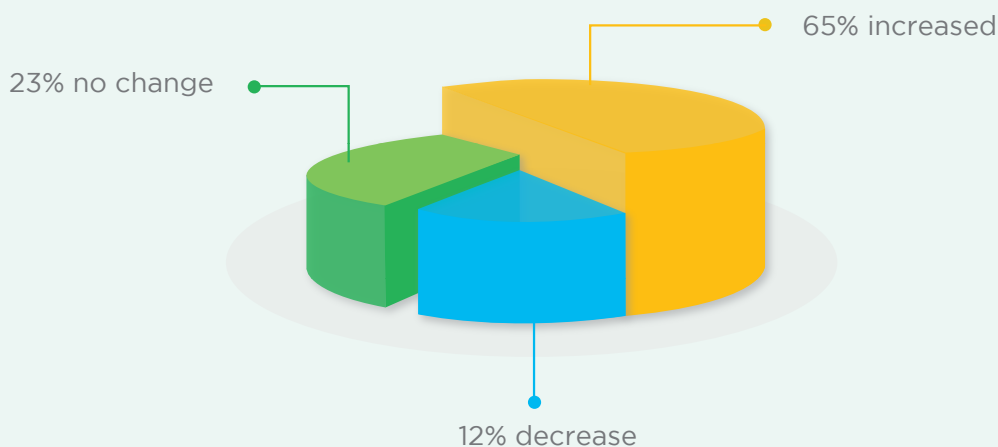


WHAT HAPPENED IN 2015/16 OFSTED INSPECTIONS

1146 SCHOOLS WERE INSPECTED (KS1 & KS2)

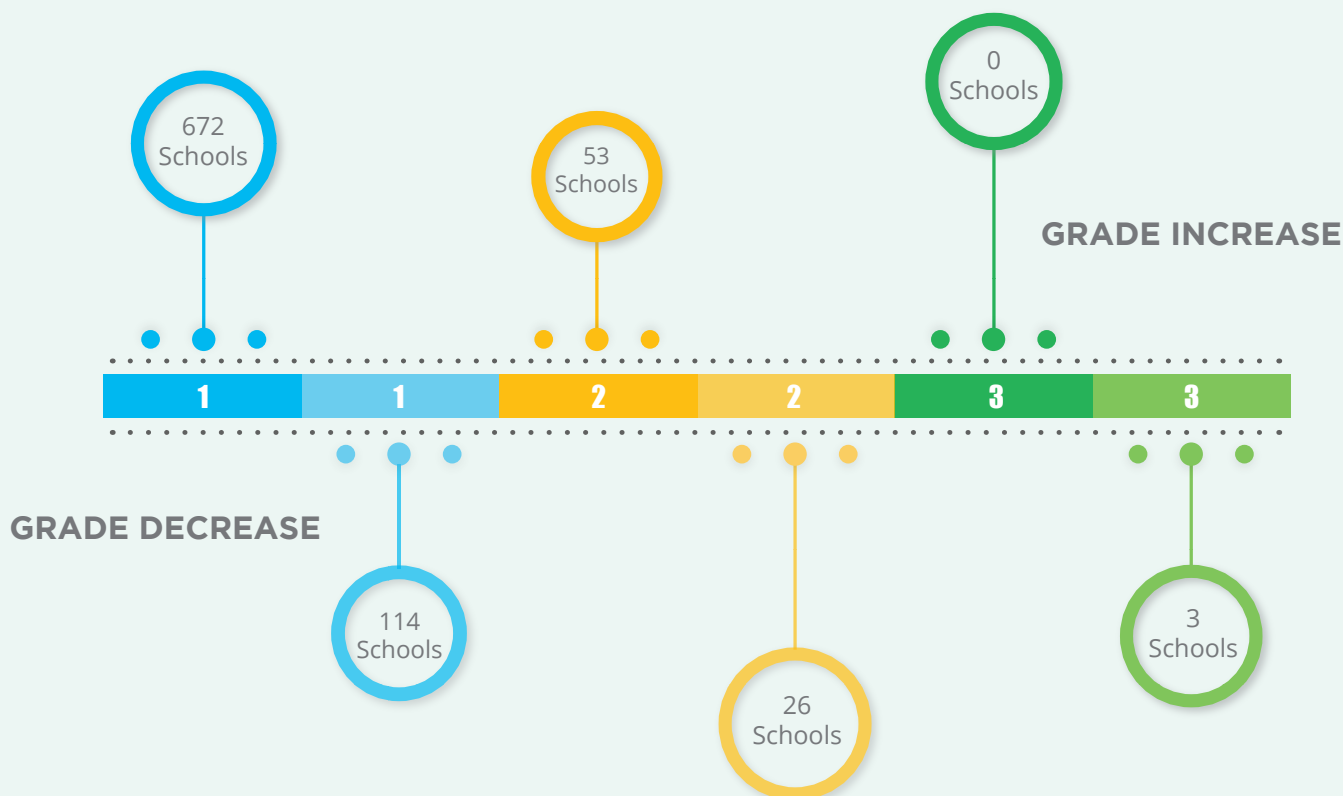
THIS IS BREAKDOWN OF THE 1146:




32 MONTHS

THE AVERAGE TIME BETWEEN INSPECTIONS

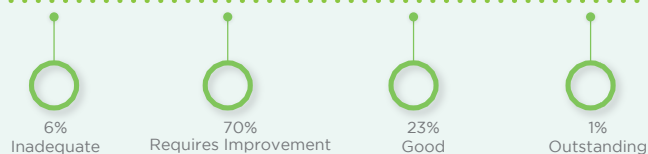
AVERAGE MOVEMENT IN GRADES BETWEEN INSPECTIONS: 1 GRADE



What percentage of schools were Inadequate, Requires Improvement, Good and Outstanding in their previous inspection?



What percentage of schools were Inadequate, Requires Improvement, Good and Outstanding in their recent inspection?



For articles and blogs:

If you would like to reproduce this Article on your website, you may do so provided that the following credit is given to the Article:

'Sonia Gill is a founder and director of Heads Up Limited, an education leadership consultancy which specialises in supporting schools become outstanding. Their training and coaching is recommended by the 100s of school leaders she has worked with. To find out more visit www.ukheadsup.com.'